



**MeDC@St 2.0+**

# **Manual Pengguna bagi *Medical Device Centralised Application System (MeDC@St) 2.0+***

## ***User Manual for MeDC@St 2.0+***

**Log Masuk *Two-Factor Authentication (2FA)*  
*Two-Factor Authentication Login***

**4 November 2024**



# Ringkasan

## Overview

1

Masukkan nama pengguna dan kata laluan yang betul di halaman *Login*  
*Enter correct username and password in Login Page*

2

Semak e-mel untuk kod OTP  
*Check email for OTP code*

3

Masukkan kod OTP yang betul di halaman *Verify OTP*  
*Enter correct OTP Code in Verify page*

4

Berjaya log masuk  
*Successfully logged in*

# Langkah 1

## Step 1

Buka halaman [log masuk MeDC@St 2.0+](#) dan masukkan nama pengguna serta kata laluan anda di ruang yang disediakan, kemudian klik butang "**Login**".

*Open [MeDC@St 2.0+ login page](#) and enter your username and password in the provided fields, then click the "Login" button.*

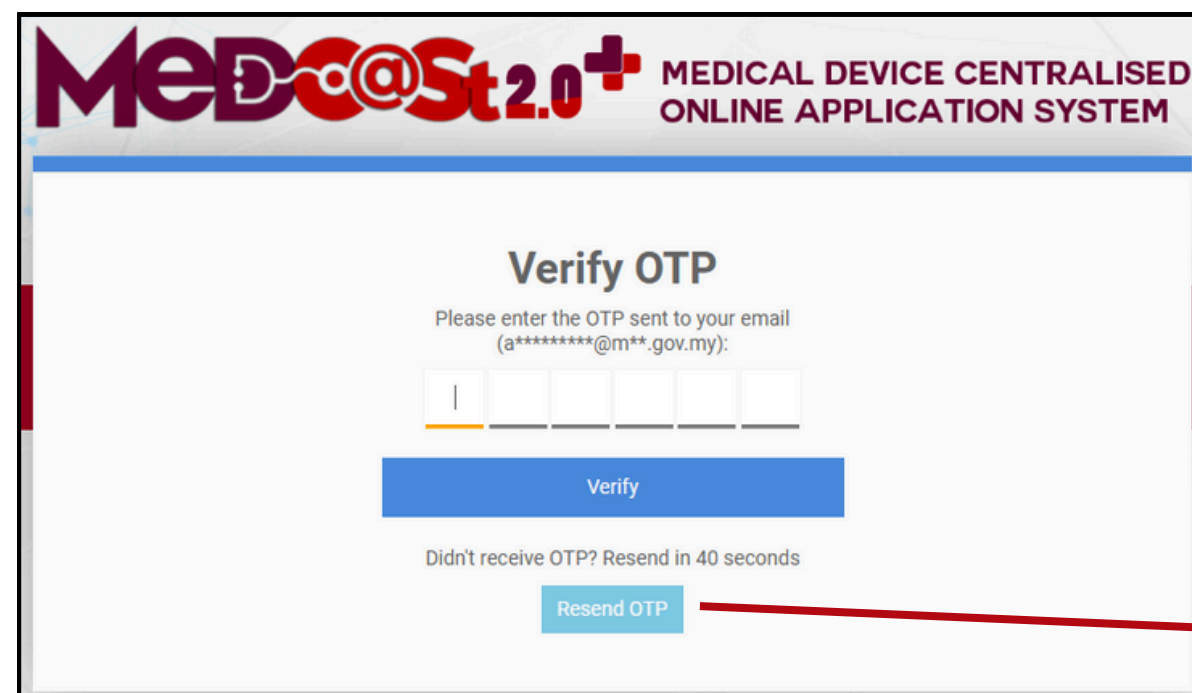
The image shows a screenshot of the MeDC@St 2.0+ login page. The page header includes the logo 'MeDC@St 2.0+' and the text 'MEDICAL DEVICE CENTRALISED ONLINE APPLICATION SYSTEM'. The main content area is divided into two columns. The left column contains a 'Username' field with a user icon and the text 'username', a 'Password' field with a lock icon and a masked password '.....', and a blue 'Login' button. The right column contains an 'Announcement' section with two paragraphs of text and a 'Read More' link. At the bottom of the page, there are navigation links: 'Home | Sign Up | Reset Password | FAQ | Helpdesk | User Manual | Contact Us'. Three red arrows with numbers 1, 2, and 3 point from the right side of the page to the username field, password field, and Login button respectively. To the right of the screenshot, there are three separate UI elements: a white input field with a user icon and the text 'username', a white input field with a lock icon and a masked password '.....', and a blue button with the text 'Login'.

# Langkah 2

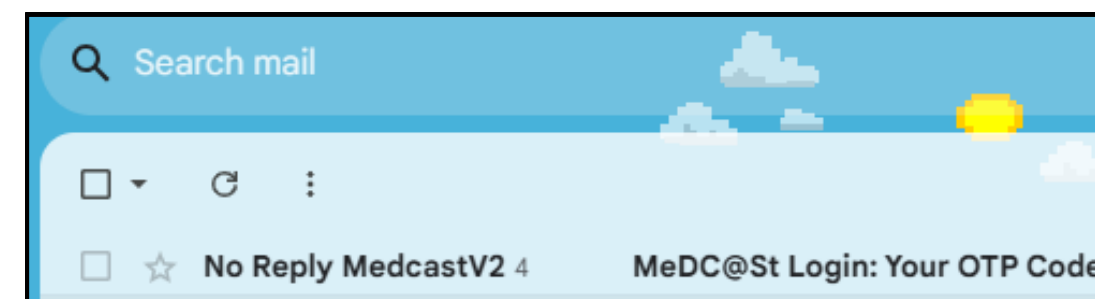
## Step 2

Jika butiran yang dimasukkan pada Langkah 1 adalah betul, **kod OTP** akan dihantar ke **e-mel akaun anda**, dan anda akan dialihkan ke halaman "**Verify OTP**". Buka *inbox* anda dengan subjek "**MeDC@St Login: Your OTP Code**". Jika anda tidak menerima e-mel tersebut, anda boleh meminta OTP baru dengan menekan butang "**Resend OTP**" selepas 60 saat.

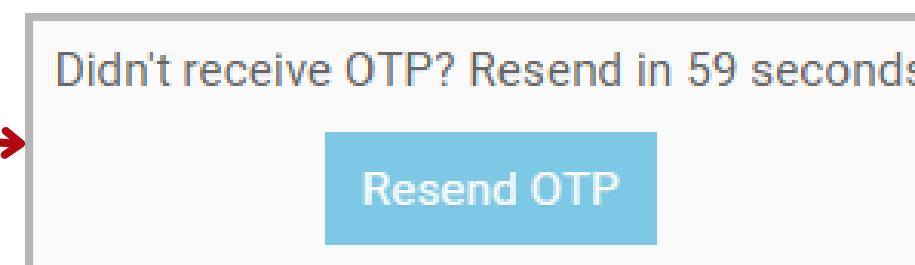
*If the login credentials entered in Step 1 are correct, an **OTP code** will be sent to your account's email, and you will be redirected to the "**Verify OTP**" page. Open your inbox with the subject "**MeDC@St Login: Your OTP Code**". If you do not receive the email, you can request a new OTP by clicking the "**Resend OTP**" button after 60 seconds.*



Halaman "Verify OTP" (dialih secara automatik)  
"Verify OTP" page (automatically redirected)



E-mel dengan subjek "MeDC@St Login: Your OTP Code".  
Email with the subect "MeDC@St Login: Your OTP Code".



# Langkah 3

## Step 3

Di halaman "**Verify OTP**", masukkan kod OTP secara manual, satu digit pada satu masa. Anda tidak boleh menggunakan kaedah *copy & paste* di dalam ruangan. Tekan butang "**Verify**" setelah kod dimasukkan.

*On the "**Verify OTP**" page, enter the OTP code manually, one digit at a time. Do not copying and pasting the code into the field. Click on the "**Verify**" button once the code has been entered.*

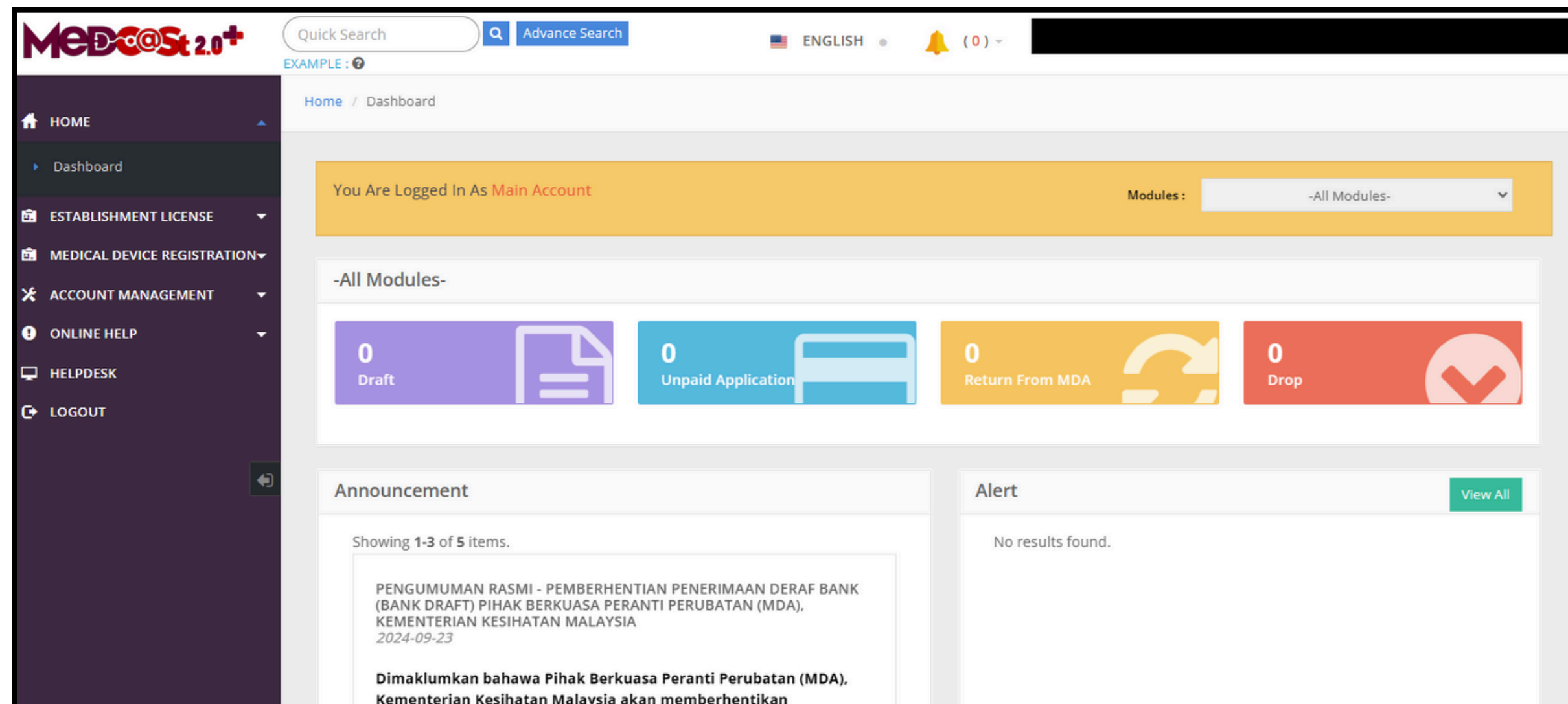
The image illustrates the process of verifying an OTP. On the left, an email from MeDC@St Login: Your OTP Code is shown. The email content includes: "No Reply MedcastV2 <noreply.medcast2@mda.gov.my> to me", a "Translate to English" button, a greeting "Hi [redacted]", and the OTP code "806001". Below the code, it states "This OTP is generated at 2024-10-15 16:41:42 and will expired in 5 minutes, at 2024-10-15 16:46:42." and a reminder: "Reminder: Do not share this OTP with anyone. If you did not request it, you can safely ignore this email." On the right, the "Verify OTP" page is shown. It prompts the user to "Please enter the OTP sent to your email (a\*\*\*\*\*@m\*\*.gov.my):". The input field contains the digits "8 0 6 0 0 1" with a cursor at the end. Below the input field is a blue "Verify" button and a "Resend OTP" button. A red arrow points from the OTP code in the email to the input field on the Verify OTP page.

# Langkah 4

## Step 4

Jika kod OTP adalah betul, anda akan **berjaya log masuk** ke dalam akaun anda dan akan dialihkan ke *Dashboard* akaun.

*If the OTP code is correct, you will **successfully log in** to your account and be redirected to the account Dashboard.*



The screenshot displays the MEDC@St 2.0+ dashboard interface. At the top, there is a navigation bar with the logo, search options (Quick Search and Advance Search), language selection (ENGLISH), and a notification bell icon. The main content area shows a yellow banner indicating the user is logged in as 'Main Account'. Below this, there are four status cards: 'Draft' (0), 'Unpaid Application' (0), 'Return From MDA' (0), and 'Drop' (0). The dashboard also features an 'Announcement' section with a notice from the Malaysian Ministry of Health regarding the discontinuation of bank drafts, and an 'Alert' section with no results found.

# Maklumat Tambahan

## Additional Information

1. Kod OTP anda akan tamat tempoh 5 minit selepas ia dijana.

*Your OTP code will expire 5 minutes after it's generated.*

2. Anda boleh menghantar semula OTP sebanyak 3 kali.

*You can resend the OTP up to 3 times.*

3. Jika anda memasukkan OTP yang salah secara berturut-turut beberapa kali, anda akan diminta untuk mengisi nama pengguna dan kata laluan anda semula.

*If you consecutively entered the wrong OTP multiple times, you will be prompt to fill in your username and password again.*

# Terima Kasih.

## *Thank You.*

Jika anda menghadapi masalah untuk log masuk ke akaun anda, sila hubungi pasukan sokongan teknikal menggunakan mana-mana kaedah berikut:

*If you have issues logging into your account, please reach out to the technical support team using any of the following methods:*



03-8230 0222



[medcasthelpdesk.mda.gov.my](https://medcasthelpdesk.mda.gov.my)



[ictmda\\_team@mda.gov.my](mailto:ictmda_team@mda.gov.my)